

The 'Y' rule

The 'Y' rule is the last of the suffixing rules where the body of a word changes when we add a tail or suffix. It is usually the hardest to remember because, instead of looking after the 'y' to see if the tail starts with a vowel, you look for a consonant letter before it. **This rule needs lots of revision**

Spelling Rule

When adding a tail, change the 'y' to an 'i' if there is a consonant before the 'y'.

look



for a consonant before the y

'ants' change a 'y' to an 'i'

e.g.

frosty + er = frostier
funny + est = funniest

When adding the tail 's' the letters change to '-ies'.

e.g.

city + s = cities
cherry + s = cherries

Keep the 'y' if there is a vowel before it and just add the tail to the body.

e.g.

turkey + s = turkeys
stay + ed = stayed

S.C.



Where the tail starts with an 'i' the 'y' does not change.

You cannot have 'ii' together – except in skiing!

e.g. cry + = crying

The 'Y' rule

Younger students may prefer to learn the Y rule using this comic - starring Super 'i'






















When revising the Y rule, if the student forgets to change the 'y', remind them by saying 'this looks like a job for...'

The 'y' rule

Add -s to these words

- Change y to i when there is a consonant in front (look for an **unt**).
- Keep the y if there is a vowel in front of the 'y'.

 <p>toy___</p>	 <p>baby___</p>	 <p>fly___</p>	 <p>tray___</p>
 <p>chimney___</p>	 <p>monkey___</p>	 <p>pony___</p>	 <p>berry___</p>
 <p>trolley___</p>	 <p>mystery___</p>	 <p>party___</p>	 <p>puppy___</p>
 <p>city___</p>	 <p>body___</p>	 <p>factory___</p>	 <p>lorry___</p>
 <p>donkey___</p>	 <p>valley___</p>	<p>Monday Tuesday Wednesday</p> <p>day___</p>	 <p>jelly___</p>

The 'Y' Rule

Rule

Change 'y' to 'i' when there is a consonant in front (look for an ).

Keep the 'y' if there is a vowel in front.

Keep the 'y' if the tail is '-ish' or '-ing'

lady + s = _____ lonely + est = _____

monkey + s = _____ carry + ed = _____

stay + ed = _____ glory + ous = _____

ferry + ing = _____ smelly + er = _____

destroy + er = _____ crazy + ly = _____

lonely + ness = _____ marry + age = _____

jockey + s = _____ buy + ing = _____

early + er = _____ mystery + ous = _____

jelly + ed = _____ envy + ous = _____

lovely + est = _____ victory + ous = _____


icy + er = _____ fly + ing = _____

marry + ing = _____ cry + ed = _____

The 'Y' rule

Choose or Lose – make a self-correcting card game to practise this rule

Top cards 



Question cards

Front	carry+ing	easy+er	puppy+s
Back	Answer carrying	Answer easier	Answer puppies
	baby+ish	buy+ing	valley+s
	Answer babyish	Answer buying	Answer valleys
	obey+ed	early+er	mercy+ful
	Answer obeyed	Answer earlier	Answer merciful
	funny+er	injury+s	copy+ed
	Answer funnier	Answer injuries	Answer copied

The 'Y' Rule

More question cards ✂

Front	noisy+est	donkey+s	stay+ed
Back	Answer noisiest	Answer donkeys	Answer stayed
	enjoy+ment	ugly+est	busy+ness
	Answer enjoyment	Answer ugliest	Answer business
	pray+er	happy+ness	lazy+ly
	Answer prayer	Answer happiness	Answer lazily
	bully+ed	icy+est	crazy+est
	Answer bullied	Answer iciest	Answer craziest

Rules

**Cut out the yellow and green 'Top' cards and lay them in front of the player.
Cut around the question cards, fold along the middle dotted line and glue.
These cards have the question on the front and the answer in red on the back.
Look at the question card. Place it beneath yellow or green.
At the end turn over the questions to self-correct.
Next time try to beat your score and time.
Use any answers you got wrong in your own dictations.**

**Join Nessy
to play
interactive
games that
make
learning fun.**

